

### **WHERE TO LOCATE DETECTORS:**

Detectors are to be located on every level of a residence, (basement, first floor, second floor) excluding crawl spaces and unfinished attics, and in every separate sleeping area, between sleeping areas and living areas such as the kitchen, garage, basement or utility room. In homes with only one sleeping area on one floor, a detector is to be placed in the hallway outside each sleeping areas as shown in Figure 1. In single floor homes with two separate sleeping areas, two detectors are required, outside each sleeping areas as shown in Figure 2. In multi-level homes, detectors are to be located outside sleeping areas and at every finished level of the home as shown in Figure 3. Basement level detectors are to be located in close proximity to the bottom of basement stairwells as shown in Figure 4.

### **WHERE NOT TO LOCATE DETECTORS:**

To avoid false alarms and/or improper operation, avoid installation of smoke detectors in the following areas:

Kitchens-smoke from cooking may cause nuisance alarm.

Bathrooms-excessive steam from a shower may cause a nuisance alarm.

Near forced air ducts-used for heating or air conditioning-air movement may prevent smoke from reaching detector.

Near furnaces of any type-air and dust movement and normal combustion products may cause a nuisance alarm.

The 4 inch "Dead Air" space where the ceiling meets the wall, as shown in Figure 5.

The peak of an "A" frame type of ceiling-"Dead Air" at the top may prevent smoke from reaching detector.

### **FURTHER INFORMATION ON DETECTOR PLACEMENT:**

For further information about detector placement consult the National Protection Association's Standard No. 74-1984, titled "Household Fire Warning Equipment."

This publication may be obtained by writing to the Publication Sales Department, National Fire Protection Association, Batterymarch Park, Quincy, MA. 02269.

**CARBON MONOXIDE ALARMS** are to be located in every separate sleeping area per NFPA 720 and manufacturer's recommendations.

### **WHERE TO LOCATE FIRE EXTINGUISHER:**

Within 10 feet of the kitchen and located in the exit or travel path; and is visible and in a readily accessible location. The top of the fire extinguisher is not more than 5 feet above the floor and is mounted using manufactures hanger or brackets. Minimum size of 2A:10B:C and weigh no more than 10 pounds, is accompanied with the owners manual or with the proper written instructions. The extinguisher is listed, Labeled, charged and operable. The extinguisher must have been serviced and tagged by a contractor certified by the New Jersey Division of Fire Safety within the past 12 months or seller must provide a recent proof of purchasing receipt.

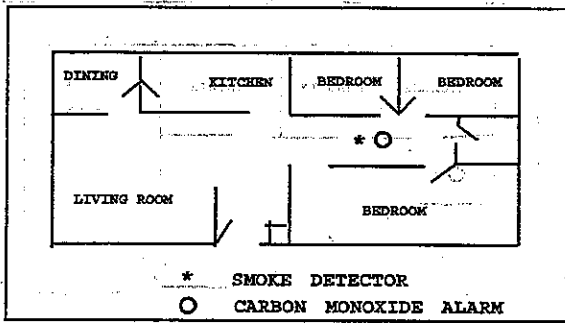


Figure 1

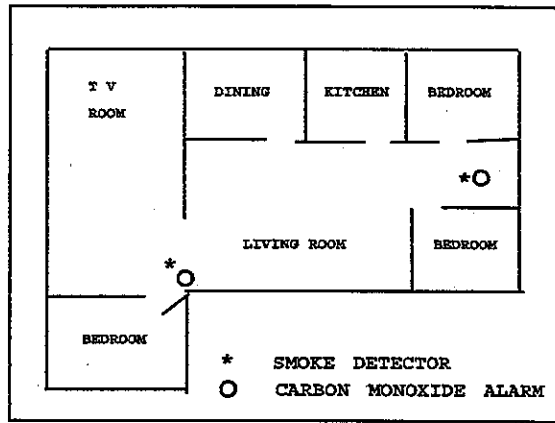


Figure 2

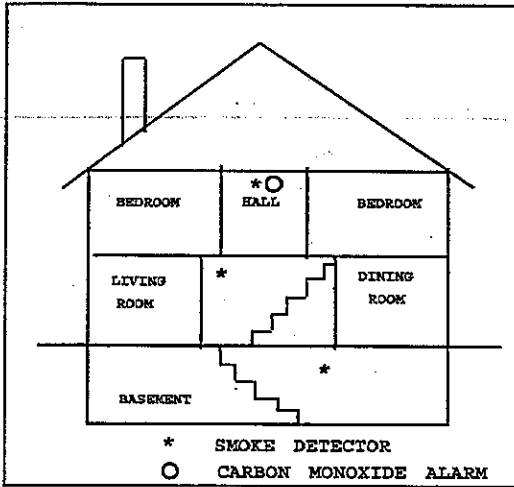


Figure 3

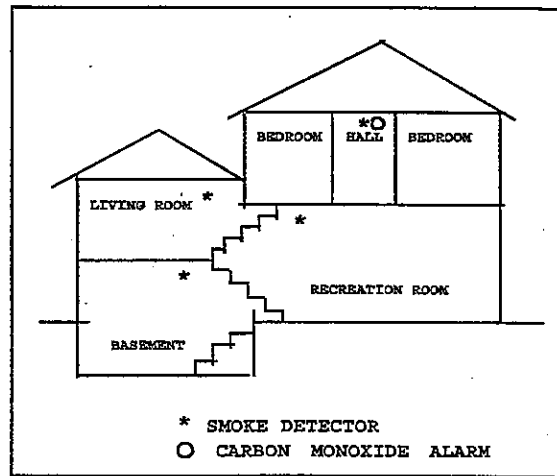


Figure 4

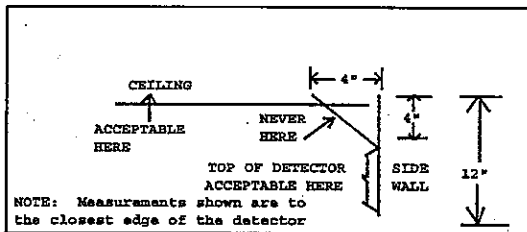


Figure 5